

Bryan/College Station Chamber of Commerce

Chamber Day 2017 Results

Sponsored by Brazos County

BRYAN/COLLEGE STATION CHAMBER OF COMMERCE
Summary of Statistics - Local Economy
Chamber Day, 2017
Sponsored by Brazos County

<u>YEAR</u>	<u>2017</u>	<u>2016</u>	<u>2015</u>	<u>2014</u>	<u>2013</u>	<u>2012</u>
<u>RESPONSES</u>	1000	783	720	545	671	679
Increase	57%	59%	66%	66%	57%	64%
Decrease	13%	14%	10%	10%	13%	12%
Same	26%	22%	20%	20%	22%	24%
No Answer	4%	5%	4%	3%	8%	0%
Increase	45%	45%	49%	47%	40%	40%
Decrease	2%	2%	2%	1%	3%	2%
Same	51%	51%	47%	48%	50%	58%
No Answer	2%	2%	2%	3%	7%	0%
Increase	81%	75%	83%	84%	69%	67%
Decrease	3%	6%	4%	3%	4%	4%
Same	13%	16%	10%	9%	17%	29%
No Answer	3%	3%	3%	5%	10%	0%
Good	41%	43%	42%			
Average	34%	32%	29%			
Poor	16%	15%	19%			
No Answer	9%	10%	10%			
Excellent	58%	55%	92%			
Good	35%	39%	5%			
Average	4%	4%	1%			
Poor	0%	1%	1%			
No Answer	2%	1%	2%			

ECONOMIC & JOBS

Compared to Previous Year How Have Sales Changed?

Do you expect your number of Employees to Change Next Year?

What do you expect our Local Economy to do?

QUALITY

How would you rate the workforce quality for your type business?

Outside of business how would you rate our quality of life?

BRYAN/COLLEGE STATION CHAMBER OF COMMERCE
Summary of Statistics - Sales
Chamber Day 2017
Sponsored by Brazos County

Compared to the Previous Year How Have Sales Changed?

	2017			2016			Responses	No Answer Given	Stayed the Same	Decreased	Increased	No Answer Given
	Responses	Increased	Decreased	Stayed the Same	Decreased	Increased						
Total	1080	57.30%	13.10%	25.60%	4.10%	783	58%	14%	22%	14%	5%	5%
Arts and Culture (Museums)	7	57.14%	14.29%	14.29%	14.29%	1	100%	0%	0%	0%	0%	0%
Construction (Concrete, Roofers, Electrician, Builder, etc.)	53	88.81%	7.55%	18.87%	3.77%	36	55%	11%	31%	11%	3%	3%
Education	5	40.00%	20.00%	40.00%	0.00%	8	75%	0%	13%	0%	12%	12%
Energy (Petroleum Exploration, Fracking, etc)	8	37.50%	25.00%	25.00%	12.50%	6	17%	83%	0%	83%	0%	0%
Financial Services (Banks, Brokerages)	72	61.11%	11.11%	25.00%	2.76%	60	77%	5%	13%	5%	5%	0%
Government	7	42.86%	14.29%	28.57%	14.29%	3	33%	0%	67%	0%	0%	0%
Healthcare and Wellness (Includes fitness facilities)	107	55.14%	7.48%	34.58%	2.80%	61	74%	3%	20%	3%	3%	0%
Human/Social Services	15	53.33%	6.67%	20.00%	20.00%	8	75%	12%	13%	12%	0%	0%
Information Technology (Computers etc.)	13	46.15%	7.69%	38.46%	7.69%	7	57%	0%	43%	0%	0%	0%
Manufacturing	14	85.71%	0.00%	14.29%	0.00%	17	47%	29%	24%	29%	0%	0%
Real Estate Development	14	71.43%	7.14%	21.43%	0.00%	8	62%	0%	25%	0%	13%	13%
Real Estate Development - Management	17	47.06%	5.88%	35.29%	11.76%	10	80%	0%	20%	0%	0%	0%
Restaurant/Food & Beverage	143	65.03%	14.69%	18.88%	1.40%	128	67%	10%	18%	10%	5%	5%
Retail (Clothing Store, Gas Station, Wal-Mart, etc.)	277	46.57%	18.77%	28.90%	5.05%	216	49%	19%	26%	19%	6%	6%
Services - Other (Includes hair salons, spas and personal care services)	163	61.35%	11.04%	23.93%	3.68%	146	60%	15%	22%	15%	3%	3%
Services, Professional (Attorney/Accountant)	52	67.31%	5.77%	25.00%	1.92%	49	59%	10%	23%	10%	8%	8%
Tourism, Hospitality & Recreation (Hotel, Grand Station)	24	86.67%	16.67%	8.33%	8.33%	16	25%	44%	31%	44%	0%	0%
Wholesalers	9	44.44%	44.44%	11.11%	0.00%	5	60%	20%	20%	20%	0%	0%

BRYAN/COLLEGE STATION CHAMBER OF COMMERCE
Summary of Statistics - Local Economy
Chamber Day 2017
Sponsored by Brazos County

What do you expect our Local Economy to do?

	2017				2016					
	Responses	Increased	Decreased	Stayed the Same	No Answer Given	Responses	Increased	Decreased	Stayed the Same	No Answer Given
	1000	81.10%	3.00%	12.90%	3.00%	783	75%	6%	16%	3%
Total	1000	81.10%	3.00%	12.90%	3.00%	783	75%	6%	16%	3%
Arts and Culture (Museums)	7	85.71%	14.29%	0.00%	0.00%	1	100%	0%	0%	0%
Construction (Concrete, Roofer, Electrician, Builder, etc.)	53	88.68%	1.89%	7.55%	1.89%	36	69%	11%	14%	6%
Education	5	100.00%	0.00%	0.00%	0.00%	8	50%	0%	50%	0%
Energy (Petroleum Exploration, Fracking, etc)	8	75.00%	12.50%	12.50%	0.00%	6	33%	33%	34%	0%
Financial Services (Banks, Brokerages)	72	90.28%	2.78%	5.56%	1.39%	60	75%	7%	16%	2%
Government	7	100.00%	0.00%	0.00%	0.00%	3	100%	0%	0%	0%
Healthcare and Wellness (includes fitness facilities)	107	74.77%	0.93%	22.43%	1.87%	61	89%	3%	8%	0%
Human/Social Services	15	86.67%	0.00%	13.33%	0.00%	8	75%	13%	12%	0%
Information Technology (Computers etc.)	13	76.92%	7.69%	7.69%	7.69%	7	43%	29%	28%	0%
Manufacturing	14	92.86%	0.00%	7.14%	0.00%	17	71%	17%	12%	0%
Real Estate Development	14	100.00%	0.00%	0.00%	0.00%	8	75%	13%	12%	0%
Real Estate Development - Management	17	88.24%	0.00%	0.00%	11.76%	10	80%	0%	20%	0%
Restaurant/Food & Beverage	143	81.12%	2.10%	13.99%	2.80%	126	82%	4%	10%	4%
Retail (Clothing Store, Gas Station, Wal-Mart, etc.)	277	77.62%	4.69%	14.08%	3.61%	216	70%	5%	19%	6%
Services - Other (includes hair salons, spas and personal care services)	163	82.21%	3.07%	11.04%	3.68%	146	76%	4%	16%	4%
Services, Professional (Attorney, Accountant)	52	82.69%	0.00%	13.46%	3.85%	49	80%	6%	10%	4%
Tourism, Hospitality & Recreation (Hotel, Grand Station)	24	62.50%	8.33%	25.00%	4.17%	16	63%	6%	31%	0%
Wholesalers	9	77.78%	0.00%	22.22%	0.00%	5	100%	0%	0%	0%

BRYAN/COLLEGE STATION CHAMBER OF COMMERCE

Summary of Statistics - Employees

Chamber Day 2017

Sponsored by Brazos County

Do you expect your number of Employees to Change Next Year?

	2017				2016					
	Responses 1000	Increased 45.40%	Decreased 1.80%	Stayed the Same 51.10%	No Answer Given 1.70%	Responses 783	Increased 45%	Decreased 2%	Stayed the Same 51%	No Answer Given 2%
Total										
Arts and Culture (Museums)	7	14.29%	14.29%	71.43%	0.00%	1	0%	0%	100%	0%
Construction (Concrete, Roofer, Electrician, Builder, etc.)	53	60.38%	1.89%	35.85%	1.89%	36	42%	3%	53%	2%
Education	5	40.00%	0.00%	60.00%	0.00%	8	75%	0%	25%	0%
Energy (Petroleum Exploration, Fracking, etc)	8	75.00%	0.00%	25.00%	0.00%	6	33%	17%	50%	0%
Financial Services (Banks, Brokerages)	72	34.72%	1.39%	63.89%	0.00%	60	40%	5%	53%	2%
Government	7	28.57%	0.00%	71.43%	0.00%	3	100%	0%	0%	0%
Healthcare and Wellness (Includes fitness facilities)	107	41.12%	2.80%	56.07%	0.00%	61	54%	0%	44%	2%
Human/Social Services	15	40.00%	0.00%	60.00%	0.00%	8	88%	0%	12%	0%
Information Technology (Computers etc.)	13	53.85%	0.00%	38.46%	7.69%	7	29%	0%	71%	0%
Manufacturing	14	35.71%	0.00%	64.29%	0.00%	17	24%	6%	70%	0%
Real Estate Development	14	71.43%	0.00%	28.57%	0.00%	8	63%	0%	37%	0%
Real Estate Development - Management	17	29.41%	0.00%	58.82%	11.76%	10	60%	0%	40%	0%
Restaurant/Food & Beverage	143	55.24%	2.80%	41.26%	0.70%	126	64%	2%	33%	1%
Retail (Clothing Store, Gas Station, Wal-Mart, etc.)	277	43.32%	1.08%	52.35%	3.25%	216	36%	2%	58%	4%
Services - Other (includes hair salons, spas and personal care services)	163	48.47%	3.07%	47.24%	1.23%	146	41%	2%	55%	2%
Services, Professional (Attorney,Accountant)	52	32.69%	0.00%	67.31%	0.00%	49	47%	0%	53%	0%
Tourism, Hospitality & Recreation (Hotel, Grand Station)	24	37.50%	0.00%	58.33%	4.17%	16	38%	0%	62%	0%
Wholesalers	9	55.56%	0.00%	44.44%	0.00%	5	0%	0%	100%	0%

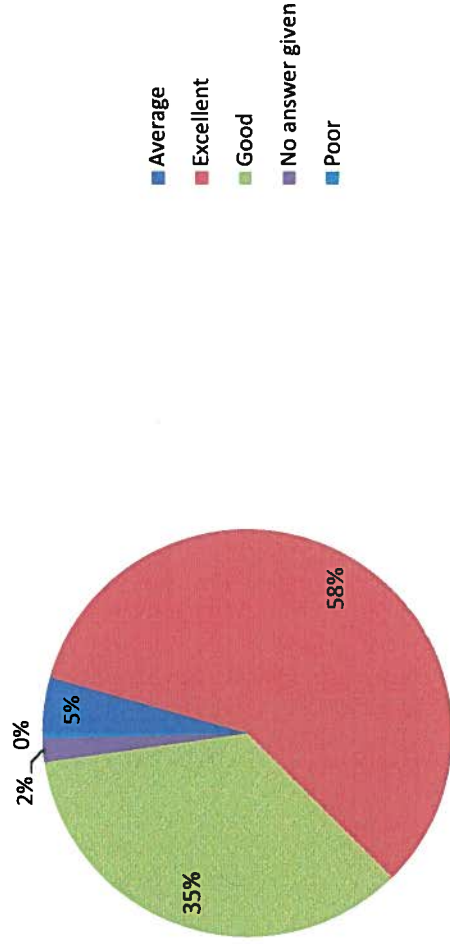
BRYAN/COLLEGE STATION CHAMBER OF COMMERCE
Summary of Statistics - Applicants
Chamber Day 2017
Sponsored by Brazos County

How would you rate the quality of qualified applicants in our area for your type of business?

	2017				2016					
	Responses	Average	Good	No Answer Given	Poor	Responses	Average	Good	No Answer Given	Poor
Total	1000	34.50%	40.80%	9.00%	15.70%	783	32%	43%	10%	15%
Arts and Culture (Museums)	7	14.29%	42.86%	0.00%	42.86%	1	100%	0%	0%	0%
Construction (Concrete, Roofer, Electrician, Builder, etc.)	53	32.08%	26.42%	7.55%	33.96%	36	28%	25%	14%	33%
Education	5	40.00%	60.00%	0.00%	0.00%	8	38%	50%	12%	0%
Energy (Petroleum Exploration, Fracking, etc)	8	12.50%	25.00%	25.00%	37.50%	6	67%	17%	16%	0%
Financial Services (Banks, Brokerages)	72	37.50%	37.50%	12.50%	12.50%	60	20%	62%	13%	5%
Government	7	0.00%	71.43%	14.29%	14.29%	3	0%	100%	0%	0%
Healthcare and Wellness (Includes fitness facilities)	107	28.04%	52.34%	5.61%	14.02%	61	28%	56%	5%	11%
Human/Social Services	15	26.67%	66.67%	0.00%	6.67%	8	25%	75%	0%	0%
Information Technology (Computers etc.)	13	7.69%	76.92%	7.69%	7.69%	7	28%	29%	14%	29%
Manufacturing	14	50.00%	28.57%	14.29%	7.14%	17	41%	12%	12%	35%
Real Estate Development	14	35.71%	42.86%	21.43%	0.00%	8	25%	50%	12%	13%
Real Estate Development - Management	17	23.53%	41.18%	29.41%	5.88%	10	0%	60%	20%	20%
Restaurant/Food & Beverage	143	35.66%	49.65%	3.50%	11.19%	126	44%	41%	5%	10%
Retail (Clothing Store, Gas Station, Wal-Mart, etc.)	277	41.88%	34.30%	10.47%	13.36%	216	32%	42%	12%	14%
Services - Other (Includes hair salons, spas and personal care services)	163	30.67%	40.49%	8.59%	20.25%	146	28%	41%	12%	19%
Services, Professional (Attorney,Accountant)	52	26.92%	42.31%	13.46%	17.31%	49	37%	41%	12%	10%
Tourism, Hospitality & Recreation (Hotel, Grand Station)	24	50.00%	25.00%	4.17%	20.83%	16	44%	37%	0%	19%
Wholesalers	9	33.33%	11.11%	11.11%	44.44%	5	20%	40%	0%	40%


Average	44
Excellent	581
Good	352
No answer given	19
Poor	4
Grand Total	1000

Quality of Life in Brazos Valley



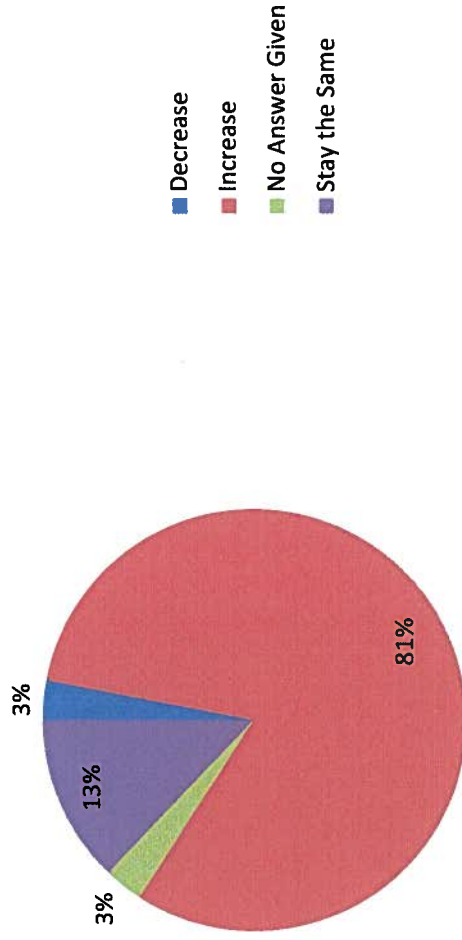
No	595
Yes	405
Grand Total	1000

Are You a Chamber Member?



Decrease	30
Increase	811
No Answer Given	30
Stay the Same	129
Grand Total	1000

Expect Our Local Economy to Do?



Decreased	131
Increased	573
No Answer Given	41
Stayed the Same	255
Grand Total	1000

How Are Sales Compared to Prior 12 Months?

